



HEAVY VEHICLE MARKERS


heavy vehicle markers




400 x 400 S/A (REF C2) **X180001**
400 x 400 ALUM (REF C2) **X180002**




400 x 400 S/A (REF C2) **X180011**
400 x 400 ALUM (REF C2) **X180012**




300 x 300 S/A (REF C2) **X180041**
300 x 300 ALUM (REF C2) **X180042**




300 x 300 S/A (REF C2) **X180051**
300 x 300 ALUM (REF C2) **X180052**



400 x 400 S/A (REF C2) **X180021**
400 x 400 ALUM (REF C2) **X180022**




400 x 400 S/A (REF C2) **X180031**
400 x 400 ALUM (REF C2) **X180032**




300 x 400 S/A (REF C2) **X180061**
300 x 400 ALUM (REF C2) **X180062**




300 x 400 S/A (REF C2) **X180071**
300 x 400 ALUM (REF C2) **X180072**



2140 X 150 S/A (REF C2) **X180081**
2140 X 150 ALUM (REF C2) **X180082**




1070 X 150 S/A (REF C2) **X180091**
1070 X 150 ALUM (REF C2) **X180092**




1070 X 150 S/A (REF C2) **X180101**
1070 X 150 ALUM (REF C2) **X180102**




1500 X 214 S/A (REF C2) **X180111**
1500 X 214 ALUM (REF C2) **X180112**




750 X 214 S/A (REF C2) **X180121**
750 X 214 ALUM (REF C2) **X180122**




750 X 214 S/A (REF C2) **X180131**
750 X 214 ALUM (REF C2) **X180132**




1600 X 100 S/A (REF C2) **X180141**
1600 X 100 ALUM (REF C2) **X180142**




800 X 100 S/A (REF C2) **X180151**
800 X 100 ALUM (REF C2) **X180152**




800 X 100 S/A (REF C2) **X180161**
800 X 100 ALUM (REF C2) **X180162**



800 X 100 S/A (REF C2) **X180171**
800 X 100 ALUM (REF C2) **X180172**



800 X 100 S/A (v) **X180181**
800 X 100 ALUM (REF C2) **X180182**



800 X 100 S/A (REF C2) **X180191**
800 X 100 ALUM (REF C2) **X180192**

heavy vehicle markers



600 X 150 S/A (REF C2) **X180201**
600 X 150 ALUM (REF C2) **X180202**



600 X 150 S/A (REF C2) **X180211**
600 X 150 ALUM (REF C2) **X180212**



X180550



X180560



1200 X 450 ALUM (REF C2) **X180221**
1200 X 450 D/S ALUM (REF C2) **X180222**
1200 X 450 BNR **X180223**



1200 X 450 ALUM (REF C2) **X180231**



600 X 450 S/A (REF C2) **X180341**
600 X 450 MTL (REF C2) **X180342**
600 X 450 ALUM (REF C2) **X180343**



600 X 450 S/A (REF C2) **X180351**
600 X 450 MTL (REF C2) **X180352**
600 X 450 ALUM (REF C2) **X180353**



1230 X 460 BNR **X180570**



1200 X 600 ALUM (REF C2)/S/S **X180241**
1200 X 600 ALUM (REF C2)/D/S **X180242**



1200 X 300 ALUM (REF C2)/S/S **X180271**
1200 X 300 BNR **X180272**



1200 X 300 ALUM (REF C2) **X180301**



1200 X 250 ALUM (REF C2)/S/S **X180251**
1200 X 250 BNR **X180252**



600 X 250 S/A (REF C2) **X180261**
600 X 250 ALUM (REF C2) **X180262**



1200 X 250 ALUM (REF C2)/S/S **X180281**



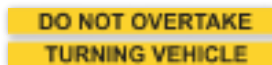
600 X 250 ALUM (REF C2)/S/S **X180291**



1200 X 250 BNR **X180311**



800 X 75 S/A (REF C2) **X180411**
800 X 75 MTL (REF C2) **X180412**
800 X 75 ALUM (REF C2) **X180413**




800 X 75 S/A (REF C2) **X180321**
800 X 75 MTL (REF C2) **X180322**
800 X 75 ALUM (REF C2) **X180323**




300 X 100 S/A (REF C2) **X180331**
300 X 100 MTL (REF C2) **X180332**
300 X 100 ALUM (REF C2) **X180333**

heavy vehicle markers




SCHOOL BUS

750 X 150 S/A (REF C2) **X180401**
 750 X 150 MTL (REF C2) **X180402**
 750 X 150 ALUM (REF C2) **X180403**




**DO NOT OVERTAKE
TURNING VEHICLE**

450 X 150 S/A (REF C2) **X180361**
 450 X 150 MTL (REF C2) **X180362**
 450 X 150 ALUM (REF C2) **X180363**



**DO NOT
OVERTAKE
TURNING
VEHICLE**

300 X 300 S/A (REF C2) **X180391**
 300 X 300 MTL (REF C2) **X180392**
 300 X 300 ALUM (REF C2) **X180393**




**IF YOU CAN'T
SEE MY MIRRORS
I CAN'T SEE YOU**

300 X 170 S/A (REF C2) **X180421**
 300 X 170 MTL (REF C2) **X180422**
 300 X 170 ALUM (REF C2) **X180423**



**CAUTION
LEFT HAND
DRIVE**

390 X 290 S/A (REF C2) **X180371**
 390 X 290 MTL (REF C2) **X180372**
 390 X 290 ALUM (REF C2) **X180373**




400 x 250 S/A (REF C2) **X180381**
400 X 250 MTL (REF C2) **X180382**
400 X 250 ALUM (REF C2) **X180383**




**PLEASE
GIVE WAY**

360 X 370 S/A (REF C2) **X180431**
 360 X 370 MTL (REF C2) **X180432**
 360 X 370 ALUM (REF C2) **X180433**




40

460 X 460 S/A (REF C2) **X180461**
 460 X 460 MTL (REF C2) **X180462**
 460 X 460 ALUM (REF C2) **X180463**



100

300 X 300 S/A (REF C2) **X180471**
 300 X 300 MTL (REF C2) **X180472**
 300 X 300 ALUM (REF C2) **X180473**



100

250 X 250 S/A (REF C2) **X180481**
 250 X 250 MTL (REF C2) **X180482**
 250 X 250 ALUM (REF C2) **X180483**



X180520



260 X 270 **X180530**

EMERGENCY EXIT - PUSH WINDOW - OUT

490 X 35 S/A (REF C2) **X180491**

EMERGENCY EXIT - PULL WINDOW - OUT

490 X 35 S/A (REF C2) **X180501**


EMERGENCY EXIT - PUSH WINDOW - IN

490 X 35 S/A (REF C2) **X180511**



**FLAMMABLE
LIQUID**

X180540



100 SPEED LIMITED

680 X 80 S/A (REF C2) **X180441**
 680 X 80 MTL (REF C2) **X180442**
 680 X 80 ALUM (REF C2) **X180443**

We sell a large range of traffic signs.

Please browse our product range section.