


Reflective Types



Class 2 Reflective
Low Grade Reflective



Class 1 Reflective
High Grade Reflective



Fluorescent Reflective
Highest Grade Reflective

Style Options



Reflective Call Number
Black Background



Black Call Number
Reflective Background

Call Number Requirements



Please use the following table and diagram as a guide to determine the size of your sign.



Use	a (letters)	b (width)	c (height)
Light, medium and heavy vehicles (road registerable)	200mm	Variable (no compression)	280mm
Small and medium mobile equipment	290mm	Variable (no compression)	370mm
Large mobile equipment (e.g. large excavator)	400mm	Variable (no compression)	500mm







ADDITIONAL NOTES: Maintain a gap between the letters and numbers.
 For example: OZI123 (fail)
 OZI 123 (pass)
 OZI-123 (pass)

Client Details	
Company Name: _____	Billing Address: _____
Contact Name: _____	_____ Post Code: _____
Phone: _____	Delivery Address: _____
Fax: _____ Date: _____	_____ Post Code: _____
Email: _____	Attn: _____

Sign #1					
1 SPECIFY CALL NUMBER _____	2 REFLECTIVE TYPE <input type="checkbox"/> Class 2 <input type="checkbox"/> Class 1 <input type="checkbox"/> Fluorescent	3 CHOOSE STYLE <input type="checkbox"/> 	4 LETTER AND SIGN HEIGHT (MM) Letter Height: _____ Sign Height: _____	5 CHOOSE SUBSTRATE <input type="checkbox"/> Magnet <input type="checkbox"/> Sticker <input type="checkbox"/> Colorbond	
		<input type="checkbox"/> 	Sign Width: _____	6 QUANTITY x <input type="text"/>	

Sign #2					
1 SPECIFY CALL NUMBER _____	2 REFLECTIVE TYPE <input type="checkbox"/> Class 2 <input type="checkbox"/> Class 1 <input type="checkbox"/> Fluorescent	3 CHOOSE STYLE <input type="checkbox"/> 	4 LETTER AND SIGN HEIGHT (MM) Letter Height: _____ Sign Height: _____	5 CHOOSE SUBSTRATE <input type="checkbox"/> Magnet <input type="checkbox"/> Sticker <input type="checkbox"/> Colorbond	
		<input type="checkbox"/> 	Sign Width: _____	6 QUANTITY x <input type="text"/>	

Sign #3					
1 SPECIFY CALL NUMBER _____	2 REFLECTIVE TYPE <input type="checkbox"/> Class 2 <input type="checkbox"/> Class 1 <input type="checkbox"/> Fluorescent	3 CHOOSE STYLE <input type="checkbox"/> 	4 LETTER AND SIGN HEIGHT (MM) Letter Height: _____ Sign Height: _____	5 CHOOSE SUBSTRATE <input type="checkbox"/> Magnet <input type="checkbox"/> Sticker <input type="checkbox"/> Colorbond	
		<input type="checkbox"/> 	Sign Width: _____	6 QUANTITY x <input type="text"/>	

Sign #4					
1 SPECIFY CALL NUMBER _____	2 REFLECTIVE TYPE <input type="checkbox"/> Class 2 <input type="checkbox"/> Class 1 <input type="checkbox"/> Fluorescent	3 CHOOSE STYLE <input type="checkbox"/> 	4 LETTER AND SIGN HEIGHT (MM) Letter Height: _____ Sign Height: _____	5 CHOOSE SUBSTRATE <input type="checkbox"/> Magnet <input type="checkbox"/> Sticker <input type="checkbox"/> Colorbond	
		<input type="checkbox"/> 	Sign Width: _____	6 QUANTITY x <input type="text"/>	

Freight Method	
<input type="checkbox"/> Ozihub to arrange <input type="checkbox"/> In-store pick up (phone when ready)	
<input type="checkbox"/> Charge to customer account - Carrier: _____	Account Number: _____