

TRAFFIC

WARNING SIGNS


traffic signs - warning



600 X 600 ALUM W1-1A
750 X 750 ALUM W1-1B
900 X 900 ALUM W1-1C
1200 X 1200 ALUM W1-1D



600 X 600 ALUM W1-2A
750 X 750 ALUM W1-2B
900 X 900 ALUM W1-2C
1200 X 1200 ALUM W1-2D



600 X 600 ALUM W1-3A
750 X 750 ALUM W1-3B
900 X 900 ALUM W1-3C
1200 X 1200 ALUM W1-3D



600 X 600 ALUM W1-4A
750 X 750 ALUM W1-4B
900 X 900 ALUM W1-4C
1200 X 1200 ALUM W1-4D



600 X 600 ALUM W1-5A
750 X 750 ALUM W1-5B
900 X 900 ALUM W1-5C
1200 X 1200 ALUM W1-5D



600 X 600 ALUM W1-7A
750 X 750 ALUM W1-7B
900 X 900 ALUM W1-7C
1200 X 1200 ALUM W1-7D



600 X 600 ALUM W2-10A
750 X 750 ALUM W2-10B
900 X 900 ALUM W2-10C
1200 X 1200 ALUM W2-10D



600 X 600 ALUM W2-11A
750 X 750 ALUM W2-11B
900 X 900 ALUM W2-11C
1200 X 1200 ALUM W2-11D



600 X 600 ALUM W2-12A
750 X 750 ALUM W2-12B
900 X 900 ALUM W2-12C
1200 X 1200 ALUM W2-12D



600 X 600 ALUM W2-13A
750 X 750 ALUM W2-13B
900 X 900 ALUM W2-13C
1200 X 1200 ALUM W2-13D




600 X 600 ALUM W2-14A
750 X 750 ALUM W2-14B
900 X 900 ALUM W2-14C
1200 X 1200 ALUM W2-14D




600 X 600 ALUM W2-15A
750 X 750 ALUM W2-15B
900 X 900 ALUM W2-15C
1200 X 1200 ALUM W2-15D



600 X 600 ALUM W2-16A
750 X 750 ALUM W2-16B
900 X 900 ALUM W2-16C
1200 X 1200 ALUM W2-16D




600 X 600 ALUM W2-1A
750 X 750 ALUM W2-1B
900 X 900 ALUM W2-1C
1200 X 1200 ALUM W2-1D



600 X 600 ALUM W2-3A
750 X 750 ALUM W2-3B
900 X 900 ALUM W2-3C
1200 X 1200 ALUM W2-3D




600 X 600 ALUM W2-4A
750 X 750 ALUM W2-4B
900 X 900 ALUM W2-4C
1200 X 1200 ALUM W2-4D



600 X 600 ALUM W2-7A
750 X 750 ALUM W2-7B
900 X 900 ALUM W2-7C
1200 X 1200 ALUM W2-7D




600 X 600 ALUM W2-8A
750 X 750 ALUM W2-8B
900 X 900 ALUM W2-8C
1200 X 1200 ALUM W2-8D



600 X 600 ALUM W2-9A
750 X 750 ALUM W2-9B
900 X 900 ALUM W2-9C
1200 X 1200 ALUM W2-9D




600 X 600 ALUM W2-Q01A
750 X 750 ALUM W2-Q01B
900 X 900 ALUM W2-Q01C



600 X 600 ALUM W3-1A
750 X 750 ALUM W3-1B
900 X 900 ALUM W3-1C
1200 X 1200 ALUM W3-1D



600 X 600 ALUM W3-2A
750 X 750 ALUM W3-2B
900 X 900 ALUM W3-2C
1200 X 1200 ALUM W3-2D



600 X 600 ALUM W3-3A
750 X 750 ALUM W3-3B
900 X 900 ALUM W3-3C
1200 X 1200 ALUM W3-3D




600 X 600 ALUM W3-4A
750 X 750 ALUM W3-4B
900 X 900 ALUM W3-4C
1200 X 1200 ALUM W3-4D



600 X 600 ALUM W3-Q01A
750 X 750 ALUM W3-Q01B



750 X 750 ALUM W4-10B
900 X 900 ALUM W4-10C



600 X 600 ALUM W4-11A
750 X 750 ALUM W4-11B
900 X 900 ALUM W4-11C
1200 X 1200 ALUM W4-11D



600 X 600 ALUM W4-1A
750 X 750 ALUM W4-1B
900 X 900 ALUM W4-1C



600 X 600 ALUM W4-3A
750 X 750 ALUM W4-3B
900 X 900 ALUM W4-3C



600 X 600 ALUM W4-4A
750 X 750 ALUM W4-4B
900 X 900 ALUM W4-4C



600 X 600 ALUM W4-6A
750 X 750 ALUM W4-6B
900 X 900 ALUM W4-6C



750 X 750 ALUM W4-Q01B
900 X 900 ALUM W4-Q01C



600 X 600 ALUM W5-34A
750 X 750 ALUM W5-34B
900 X 900 ALUM W5-34C



900 X 900 ALUM W5-35C
1200 X 1200 ALUM W5-35D




600 X 600 ALUM W7-12A
750 X 750 ALUM W7-12B
900 X 900 ALUM W7-12C



600 X 600 ALUM W7-13A
750 X 750 ALUM W7-13B
900 X 900 ALUM W7-13C


warning - traffic signs




600 X 600 ALUM **W7-8A**
750 X 750 ALUM **W7-8B**
900 X 900 ALUM **W7-8C**




600 X 600 ALUM **W7-9A**
750 X 750 ALUM **W7-9B**
900 X 900 ALUM **W7-9C**




600 X 600 ALUM **W9-1A**
750 X 750 ALUM **W9-1B**
900 X 900 ALUM **W9-1C**
1200 X 1200 ALUM **W9-1D**




600 X 600 ALUM **W9-2A**
750 X 750 ALUM **W9-2B**
900 X 900 ALUM **W9-2C**
1200 X 1200 ALUM **W9-2D**



600 X 600 ALUM **W9-3A**
750 X 750 ALUM **W9-3B**
900 X 900 ALUM **W9-3C**
1200 X 1200 ALUM **W9-3D**



600 X 600 ALUM **W7-17A**
750 X 750 ALUM **W7-17B**
900 X 900 ALUM **W7-17C**




600 X 600 ALUM **W7-15A**
750 X 750 ALUM **W7-15B**
900 X 900 ALUM **W7-15C**



750 X 750 ALUM **W7-4B**
900 X 900 ALUM **W7-4C**



600 X 600 ALUM **W7-7A**
750 X 750 ALUM **W7-7B**
900 X 900 ALUM **W7-7C**




600 X 600 ALUM **W4-5A**
750 X 750 ALUM **W4-5B**
900 X 900 ALUM **W4-5C**
1200 X 1200 ALUM **W4-5D**



750 X 750 ALUM **W4-9B**
900 X 900 ALUM **W4-9C**
1200 X 1200 ALUM **W4-9D**




600 X 600 ALUM **W5-10A**
750 X 750 ALUM **W5-10B**




600 X 600 ALUM **W5-11A**
750 X 750 ALUM **W5-11B**
900 X 900 ALUM **W5-11C**




600 X 600 ALUM **W5-12A**
750 X 750 ALUM **W5-12B**
900 X 900 ALUM **W5-12C**




600 X 600 ALUM **W5-13A**
750 X 750 ALUM **W5-13B**
900 X 900 ALUM **W5-13C**




600 X 600 ALUM **W5-14A**
750 X 750 ALUM **W5-14B**
900 X 900 ALUM **W5-14C**




600 X 600 ALUM **W5-16A**
750 X 750 ALUM **W5-16B**
900 X 900 ALUM **W5-16C**



600 X 600 ALUM **W5-18A**
750 X 750 ALUM **W5-18B**
900 X 900 ALUM **W5-18C**



750 X 750 ALUM **W5-19B**
600 X 600 ALUM **W5-19A**
900 X 900 ALUM **W5-19C**



600 X 600 ALUM **W5-1A**
750 X 750 ALUM **W5-1B**
900 X 900 ALUM **W5-1C**



600 X 600 ALUM **W5-20A**
750 X 750 ALUM **W5-20B**
900 X 900 ALUM **W5-20C**



600 X 600 ALUM **W5-22A**
750 X 750 ALUM **W5-22B**
900 X 900 ALUM **W5-22C**



600 X 600 ALUM **W5-29A**
750 X 750 ALUM **W5-29B**
900 X 900 ALUM **W5-29C**



600 X 600 ALUM **W5-2A**
750 X 750 ALUM **W5-2B**
900 X 900 ALUM **W5-2C**




600 X 600 ALUM **W5-30A**
750 X 750 ALUM **W5-30B**
900 X 900 ALUM **W5-30C**



600 X 600 ALUM **W5-33A**
750 X 750 ALUM **W5-33B**




600 X 600 ALUM **W5-36A**
750 X 750 ALUM **W5-36B**
900 X 900 ALUM **W5-36C**



600 X 600 ALUM **W5-37A**
750 X 750 ALUM **W5-37B**
900 X 900 ALUM **W5-37C**



600 X 600 ALUM **W5-38A**
750 X 750 ALUM **W5-38B**
900 X 900 ALUM **W5-38C**



600 X 600 ALUM **W5-41A**
750 X 750 ALUM **W5-41B**
900 X 900 ALUM **W5-41C**



600 X 600 ALUM **W5-42A**
750 X 750 ALUM **W5-42B**
900 X 900 ALUM **W5-42C**



600 X 600 ALUM **W5-43A**
750 X 750 ALUM **W5-43B**
900 X 900 ALUM **W5-43C**




600 X 600 ALUM **W5-44A**
750 X 750 ALUM **W5-44B**
900 X 900 ALUM **W5-44C**



600 X 600 ALUM **W5-45A**
750 X 750 ALUM **W5-45B**
900 X 900 ALUM **W5-45C**



600 X 600 ALUM **W5-46A**
750 X 750 ALUM **W5-46B**
900 X 900 ALUM **W5-46C**




600 X 600 ALUM **W5-47A**
750 X 750 ALUM **W5-47B**
900 X 900 ALUM **W5-47C**

traffic signs - warning




600 X 600 ALUM **W5-48A**
750 X 750 ALUM **W5-48B**
900 X 900 ALUM **W5-48C**




600 X 600 ALUM **W5-49A**
750 X 750 ALUM **W5-49B**
900 X 900 ALUM **W5-49C**




600 X 600 ALUM **W5-50A**
750 X 750 ALUM **W5-50B**
900 X 900 ALUM **W5-50C**




600 X 600 ALUM **W5-6A**
750 X 750 ALUM **W5-6B**
900 X 900 ALUM **W5-6C**




600 X 600 ALUM **W5-7-1A**
750 X 750 ALUM **W5-7-1B**
900 X 900 ALUM **W5-7-1C**



600 X 600 ALUM **W5-7-2A**
750 X 750 ALUM **W5-7-2B**
900 X 900 ALUM **W5-7-2C**



600 X 600 ALUM **W5-8A**
750 X 750 ALUM **W5-8B**
900 X 900 ALUM **W5-8C**



600 X 600 ALUM **W5-9A**
750 X 750 ALUM **W5-9B**
900 X 900 ALUM **W5-9C**



600 X 600 ALUM **W5-Q04A**
750 X 750 ALUM **W5-Q04B**
900 X 900 ALUM **W5-Q04C**



600 X 600 ALUM **W5-Q05A**
750 X 750 ALUM **W5-Q05B**
900 X 900 ALUM **W5-Q05C**



600 X 600 ALUM **W5-Q09A**
750 X 750 ALUM **W5-Q09B**
900 X 900 ALUM **W5-Q09C**




600 X 600 ALUM **W6-1A**
750 X 750 ALUM **W6-1B**
900 X 900 ALUM **W6-1C**



600 X 600 ALUM **W6-2A**
750 X 750 ALUM **W6-2B**
900 X 900 ALUM **W6-2C**



600 X 600 ALUM **W6-3A**
750 X 750 ALUM **W6-3B**
900 X 900 ALUM **W6-3C**




600 X 600 ALUM **W6-7A**
750 X 750 ALUM **W6-7B**
900 X 900 ALUM **W6-7C**



300 X 300 ALUM **W6-8A**
450 X 450 ALUM **W6-8B**



600 X 600 ALUM **W6-9A**
750 X 750 ALUM **W6-9B**



750 X 750 ALUM **W6-Q01B**
900 X 900 ALUM **W6-Q01C**




450 X 450 ALUM **W6-Q02**



750 X 750 ALUM **W4-8B**
900 X 900 ALUM **W4-8C**



600 X 400 ALUM **W8-13A**
750 X 500 ALUM **W8-13B**
900 X 600 ALUM **W8-13C**




750 X 500 ALUM **W8-15B**
900 X 600 ALUM **W8-15C**
1200 X 800 ALUM **W8-15D**



600 X 400 ALUM **W8-16A**
750 X 500 ALUM **W8-16B**
900 X 600 ALUM **W8-16C**




600 X 400 ALUM **W8-17-1A**
750 X 500 ALUM **W8-17-1B**
900 X 600 ALUM **W8-17-1C**
1200 X 800 ALUM **W8-17-1D**



600 X 400 ALUM **W8-17-2A**
750 X 500 ALUM **W8-17-2B**
900 X 600 ALUM **W8-17-2C**
1200 X 800 ALUM **W8-17-2D**



600 X 400 ALUM **W8-21A**
750 X 500 ALUM **W8-21B**
900 X 600 ALUM **W8-21C**



600 X 400 ALUM **W8-22A**
750 X 500 ALUM **W8-22B**
900 X 600 ALUM **W8-22C**



600 X 400 ALUM **W8-25A**
750 X 500 ALUM **W8-25B**
900 X 600 ALUM **W8-25C**




600 X 400 ALUM **W8-26A**
750 X 500 ALUM **W8-26B**
900 X 600 ALUM **W8-26C**



750 X 500 ALUM **W8-28B**
900 X 600 ALUM **W8-28C**



600 X 700 ALUM **W8-29A**
750 X 875 ALUM **W8-29B**
900 X 1050 ALUM **W8-29C**
1200 X 1400 ALUM **W8-29D**



600 X 400 ALUM **W8-2A**
750 X 500 ALUM **W8-2B**
900 X 600 ALUM **W8-2C**
1200 X 800 ALUM **W8-2D**



600 X 400 ALUM **W8-3A(L)**
750 X 500 ALUM **W8-3B(L)**
900 X 600 ALUM **W8-3C(L)**



400 X 600 ALUM **W8-3A(R)**
500 X 750 ALUM **W8-3B(R)**
600 X 900 ALUM **W8-3C(R)**




600 X 400 ALUM **W8-8A**
750 X 500 ALUM **W8-8B**
900 X 600 ALUM **W8-8C**




600 X 400 ALUM **W8-9A**
750 X 500 ALUM **W8-9B**
900 X 600 ALUM **W8-9C**

warning - traffic signs




600 X 400 ALUM **W8-Q01A**
750 X 500 ALUM **W8-Q01B**
900 X 600 ALUM **W8-Q01C**




600 X 400 ALUM **W8-Q03A**
750 X 500 ALUM **W8-Q03B**
900 X 600 ALUM **W8-Q03C**




450 X 300 ALUM **W8-Q05A**



450 X 300 ALUM **W8-Q09A**
600 X 400 ALUM **W8-Q09B**
900 X 600 ALUM **W8-Q09C**



1100 X 900 ALUM **W5-Q07**



2600 X 2000 ALUM **W5-Q10**



1500 X 3000 ALUM **W1-8**



1400 X 1800 ALUM **W1-9-1**



1400 X 2400 ALUM **W1-9-2**



1400 X 2400 ALUM **W1-9-3**



1400 X 2400 ALUM **W1-9-4**



1400 X 2400 ALUM **W1-9-5**



300 X 450 ALUM **W7-14-4**



300 X 450 ALUM **W7-14-5**




450 X 500 ALUM **W7-14-6**



750 X 375 ALUM **W8-27B**
900 X 450 ALUM **W8-27C**
1200 X 600 ALUM **W8-27D**



1800 X 750 ALUM **W5-Q01**



1800 X 750 ALUM **W5-Q02**



600 X 400 ALUM **W8-7A**
750 X 500 ALUM **W8-7B**
900 X 600 ALUM **W8-7C**



1400 X 800 ALUM **TC1988_1**
1300 X 750 ALUM **TC1988_2**




1000 X 350 ALUM **TC1983_1A**
1200 X 500 ALUM **TC1983_1B**


Need Heavy Vehicle Markers?

For full range please browse [our website](#).







600 X 275 ALUM **W7-2A**
800 X 367 ALUM **W7-2B**




600 X 200 ALUM **W8-14A**
750 X 250 ALUM **W8-14B**
900 X 300 ALUM **W8-14C**




600 X 200 ALUM **W8-18A**
750 X 250 ALUM **W8-18B**
900 X 300 ALUM **W8-18C**




600 X 200 ALUM **W8-19A**
750 X 250 ALUM **W8-19B**
900 X 300 ALUM **W8-19C**




600 X 200 ALUM **W8-20A**
750 X 250 ALUM **W8-20B**
900 X 300 ALUM **W8-20C**



600 X 200 ALUM **W8-23A**
750 X 250 ALUM **W8-23B**



600 X 200 ALUM **W8-24A**
750 X 250 ALUM **W8-24B**
900 X 300 ALUM **W8-24C**



600 X 200 ALUM **W8-5A**
750 X 250 ALUM **W8-5B**
900 X 300 ALUM **W8-5C**
1200 X 400 ALUM **W8-5D**



1200 X 200 ALUM **W8-Q06**



1000 X 150 ALUM **W7-2-A**